




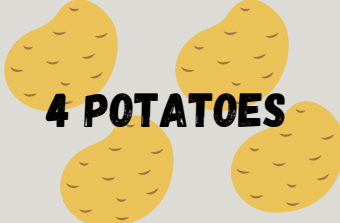








SQUARE FOOT GARDENING



**WHAT IS IT AND HOW CAN I MAKE IT WORK
FOR ME?**

SQUARE FOOT GARDENING


SQUARE FOOT GARDENING STARTS WITH GARDENERS DIVIDING THEIR PLOTS INTO 1 FOOT X 1 FOOT SECTIONS AND THEN PLANTING EACH SQUARE DEPENDING ON THE NEEDS OF THE PLANT GOING INTO THE SQUARE. THIS WILL ALLOW FOR A MORE DENSELY PLANTED CROP AND A MORE PRODUCTIVE SMALL SPACE. SQUARE FOOT GARDENING CAN OFFER SEVERAL BENEFITS, AND CAN BE A GREAT WAY TO GET GROWING REGARDLESS OF YOUR SPACE.

 1 TOMATO	 1 CABBAGE	 9 RADISHES
 4 POTATOES	 4 LETTUCE	 9 SPINACH
 1 PEPPER	 4 CORN	 1 EGGPLANT
 1 BROCCOLI	 4 STRAWBERRIES	 16 CARROTS


COMPANION PLANTING AND SQUARE FOOT GARDENING

COMPANION PLANTING - PLANTING PLANTS THAT ARE BENEFICIAL WITHIN CLOSE PROXIMITY TO EACH OTHER FOR A VARIETY OF ADVANTAGES - IS ESSENTIAL IN A SQUARE FOOT GARDEN. TO MAXIMIZE THE USE OF A SMALL AREA, GARDENERS NEED TO CHOOSE PLANTS THAT CAN MINIMIZE THE RISK OF INSECTS, DISEASE AND THE EFFECTS OF WEATHER WHILE ENCOURAGING POLLINATION, OFFERING THE PLANTS AND BENEFICIAL INSECTS PROTECTION, AND SUPPLYING PEST MANAGEMENT.


1 TOMATO PLANT



4 BEAN PLANTS



16 CARROTS



ADVANTAGES

- EXTREMELY PRODUCTIVE YIELDS**
- MINIMIZES WEEDS**
- KEEPS SOIL FROM DRYING OUT, MAXIMIZING THE USE OF WATER**
- TAKES LESS TIME FOR MAINTENANCE INCLUDING WEEDING, WATERING AND THINNING**
- PERFECT FOR SMALL GARDENING SPACES**
- FLEXIBLE AND ADAPTABLE GARDEN PLANS**
- PROMOTES SUSTAINABLE HORTICULTURE PRACTICES**

QUICK TIP: SQUARE FOOT GARDENS DO VERY WELL IN RAISED GARDEN BEDS. A GOOD WAY TO KEEP THIS COST TO A MINIMUM IS TO REUSE OLD WOOD OR MATERIALS. JUST REMEMBER TO MAKE SURE THEY ARE UNTREATED!